

Oracle FLEXCUBE UBS - OBTF Integration User Guide

**Oracle FLEXCUBE Universal Banking**

Release 14.8.2.0.0

**Part No. G52361-01**

April 2026

---

## Oracle FLEXCUBE UBS - OBTF Integration User Guide

Oracle Financial Services Software Limited

Oracle Park

Off Western Express Highway

Goregaon (East)

Mumbai, Maharashtra 400 063

India

Worldwide Inquiries:

Phone: +91 22 6718 3000

Fax: +91 22 6718 3001

<https://www.oracle.com/industries/financial-services/index.html>

Copyright © 2007, 2026, Oracle and/or its affiliates. All rights reserved.

Oracle and Java are registered trademarks of Oracle and/or its affiliates. Other names may be trademarks of their respective owners.

U.S. GOVERNMENT END USERS: Oracle programs, including any operating system, integrated software, any programs installed on the hardware, and/or documentation, delivered to U.S. Government end users are “commercial computer software” pursuant to the applicable Federal Acquisition Regulation and agency-specific supplemental regulations. As such, use, duplication, disclosure, modification, and adaptation of the programs, including any operating system, integrated software, any programs installed on the hardware, and/or documentation, shall be subject to license terms and license restrictions applicable to the programs. No other rights are granted to the U.S. Government.

This software or hardware is developed for general use in a variety of information management applications. It is not developed or intended for use in any inherently dangerous applications, including applications that may create a risk of personal injury. If you use this software or hardware in dangerous applications, then you shall be responsible to take all appropriate failsafe, backup, redundancy, and other measures to ensure its safe use. Oracle Corporation and its affiliates disclaim any liability for any damages caused by use of this software or hardware in dangerous applications.

This software and related documentation are provided under a license agreement containing restrictions on use and disclosure and are protected by intellectual property laws. Except as expressly permitted in your license agreement or allowed by law, you may not use, copy, reproduce, translate, broadcast, modify, license, transmit, distribute, exhibit, perform, publish or display any part, in any form, or by any means. Reverse engineering, disassembly, or decompilation of this software, unless required by law for interoperability, is prohibited.

The information contained herein is subject to change without notice and is not warranted to be error-free. If you find any errors, please report them to us in writing.

This software or hardware and documentation may provide access to or information on content, products and services from third parties. Oracle Corporation and its affiliates are not responsible for and expressly disclaim all warranties of any kind with respect to third-party content, products, and services. Oracle Corporation and its affiliates will not be responsible for any loss, costs, or damages incurred due to your access to or use of third-party content, products, or services.

---

# Contents

<b>1. Preface</b> .....	<b>2</b>
1.1 Introduction.....	2
1.2 Audience.....	2
1.3 Documentation Accessibility.....	2
1.4 Critical Patches.....	2
1.5 Organization.....	2
1.6 Acronym and Abbreviation.....	2
1.7 Glossary of Icons.....	2
<b>2. Integration Guide</b> .....	<b>4</b>
2.1 Introduction.....	4
2.2 Maintenance for Gateway.....	4
2.3 Maintenances to be done in FCUBS.....	4
2.3.1 External Service Maintenance (OBTF).....	4
2.4 OBTF Maintenances.....	6
2.4.1 Upload Source Preference Maintenance.....	6
2.5 External System Functions Maintenance.....	7
<b>3. Glossary</b> .....	<b>10</b>

---

# 1. Preface

This topic explains about the information about this manual.

## 1.1 Introduction

This manual is designed to help with Integration for Oracle Banking Trade Finance with Oracle FLEXCUBE Universal Banking.

## 1.2 Audience

This manual is intended for the following User/User Roles:

Role	Function
Implementation & IT Staff	Implementation & Maintenance of the Software

## 1.3 Documentation Accessibility

For information about Oracle's commitment to accessibility, visit the Oracle Accessibility Program website at <http://www.oracle.com/pls/topic/lookup?ctx=acc&id=docacc>

## 1.4 Critical Patches

Oracle advises customers to get all their security and vulnerability information from the Oracle Critical Patch Update Advisory, which is available at [Critical Patches, Security Alerts and Bulletins](#). All critical patches should

be applied in a timely manner to ensure effective security, as strongly recommended by [Oracle Software Security Assurance](#).

## 1.5 Organization

This manual is organized into the following chapters:

Chapter	Description
Chapter 1	Information about this Manual is specified in this section
Chapter 2	This chapter helps you integration of Oracle FLEXCUBE Universal Banking & Oracle Banking trade Finance product in a single instance





## 1.6 Acronym and Abbreviation

This User Manual may refer to the following terms:

Abbreviation	Description
FCUBS	Oracle FLEXCUBE Universal Banking
OBTF	Oracle Banking Trade Finance

## 1.7 Glossary of Icons

This User Manual may refer to the following terms:

Icons	Functions
	Exit
	Add row
	Delete row
	Option list

## 2. Integration Guide

This topic explains about the functions and features of an Integration guide.

### 2.1 Introduction

You can integrate the Oracle Banking Trade Finance product (OBTF) with the Oracle FLEXCUBE Universal Banking product (FCUBS). The specific steps needed for the integration of these two products and specific maintenances needed are briefed on this document.

### 2.2 Maintenance for Gateway

#### GWDETFUN - Gateway External system function maintenance



Ensure the Gateway setup for following services are maintained in OBTF for external source system as EXTSYS:

Service Name	Operation Code
OBTFLCService	QueryContractListDtl
OBTFIFService	QueryIFDTFBCContract QueryIFDTFIBContract
OBTFLIService	QueryLiContractLstDtl

Source: FCUBS and User: SYSTEM

#### CODUPLDM - Upload Source Preferences maintenance



Ensure Upload Source preference setup for following modules are maintained in OBTF for external source system as FCUBS:

Module	Post Upload Status
IF	Authorized

### 2.3 Maintenances to be done in FCUBS

This section describes the specific maintenance, needed in Oracle FLEXCUBE Universal Banking (FCUBS) to integrate the same with Oracle Banking Trade Finance (OBTF).

#### 2.3.1 External Service Maintenance (OBTF)

Maintain an active record in External Service Maintenance screen (IFDEXSER) with fields external system as "OBTF" for different service codes with all required fields in the detailed section of this screen

---

**Customer 360 (STDCUSVW) screen – To display Trade Finance data, please do below maintenance.**

- For IF Service - maintain the service name as 'OBTFIFService' with below Service details:
  - External System - Specify the external system, alternatively, you can select the external system from the option list. The list displays all valid values maintained in the system
  - Service Name – Specify the service name (OBTFIFService). Alternatively, you can select the service name from the option list. The list displays all valid service name maintained in the system. This also displays the external system service details which is preshipped as INC
  - Operation Code – QueryIFDTFBCCContract , QueryIFDTFIBContract
  - External User Option - Provide the User to be used in Gateway request
  - WS Endpoint URL - Provide the WDSL URL of OBTF Service.
- For LI Service - maintain the service name as 'OBTFILService' with below Service details:
  - External System - Specify the external system, alternatively, you can select the external system from the option list. The list displays all valid values maintained in the system
  - Service Name – Specify the service name (OBTFILService). Alternatively, you can select the service name from the option list. The list displays all valid service names maintained in the system. This also displays the external system service details which are pre-shipped as INC
  - Operation Code – QueryContractListDtl
  - External User Option - Provide the User to be used in Gateway request.
  - WS Endpoint URL - Provide the WDSL URL of OBTF Service.
- For LC Service - maintain the service name as 'OBTFILService' with below Service details:
  - External System - Specify the external system, alternatively, you can select the external system from the option list. The list displays all valid values maintained in the system
  - Service Name – Specify the service name (OBTFILService). Alternatively, you can select the service name from the option list. The list displays all valid service names maintained in the system. This also displays the external system service details which are pre-shipped as INC
  - Operation Code – QueryContractListDtl
  - External User Option - Provide the User to be used in Gateway request.
  - WS Endpoint URL - Provide the WDSL URL of OBTF Service.

**Figure 2.1: External Service Maintenance**

## 2.4 OBTF Maintenances

This topic describes the systematics instructions to maintain in Oracle Banking Trade Finance (OBTF).

### 2.4.1 Upload Source Preference Maintenance

This topic describes the systematic instruction about the External Service Maintenance

PREREQUISITE:

Specific **User Id** and **Password**, and **login to Home screen**.

CONTEXT:

This section describes the systematic instruction to maintain the Oracle Banking Trade Finance (OBTF) and to integrate the same with Oracle FLEXCUBE Universal Banking (FCUBS).

In the Upload Source Preference Maintenance screen (CODUPLDM), the Post Upload Status field value should be selected as “Authorized”.

1. On the **Home screen**, specify **CODUPLDM** in the textbox, and click next arrow.

STEP RESULT: **Upload Source Preference Maintenance** screen is displayed.

**Figure 2.2: Upload Source Preference Maintenance**

**Upload Source Preferences Maintenance**

New Enter Query

Source Code \*

Module Code \*

**Error Handling**

On Error \*

On Override \*

**Post Upload**

Status \*

Purge Days

Allow Deferred Processing

Allow EOD with Deferred

Deletion Allowed

Function Id Preferences Audit Exit

## 2.5 External System Functions Maintenance

### PREREQUISITE:

Specific **User Id** and **Password**, and **login** to **Home screen**.

### CONTEXT:

This section describes the systematic instruction to maintain the gateway preferences for the source system which is maintained in the source system field of External System Functions Maintenance screen (**GWDETFUN**) in FCUBS, for the service names "OBTFIFService" and "QueryIFDTFBCCContract" with their respective operation codes.

1. On the **Home screen**, specify **IFQTFBCL** in the textbox, and click next arrow.

STEP RESULT: **External System Functions Maintenance** screen is displayed.

**Figure 2.3: External System Functions Maintenance**

2. The service names “OBTFIFService” and “QueryIFDTFIBContract” with their respective operation codes  
 On the **Home screen**, specify **IFQTFIBL** in the textbox, and click next arrow.  
 STEP RESULT: **External System Functions** screen is displayed.

**Figure 2.4: External System Functions**

3. The service names “OBTFILService” and “QueryContractListDtl” with their respective operation codes.  
 On the **Home screen**, specify **LCQQRCNL** in the textbox, and click next arrow.  
 STEP RESULT: **External System Functions** screen is displayed.

**Figure 2.5: External System Functions**

**External System Functions**

New Enter Query

External System \*  
Function \*  
Action \*  
Service Name  
Operation Code

Description  
Bulk SMS Check

Fields Audit Exit

---

## 3. Glossary

**GWDEFUN**

*2. Integration Guide*

**CODUPLDM**

*2. Integration Guide*

**IFQTFBCL**

*2.5 External System Functions Maintenance*

**IFQTFIBL**

*2.5 External System Functions Maintenance*

**LCQQRCNL**

*2.5 External System Functions Maintenance*